

Annual Report

2025



CENTRAL COAST
GRAMMAR SCHOOL

CONTENTS

Reporting Area	Page
SCHOOL CONTEXT	2
Messages from key School bodies	
Contextual information about the School and characteristics of the student body	
OUTCOMES AND RESULTS	6
Standardised national literacy and numeracy testing	
Post-school destinations	
HSC results	
Senior Secondary outcomes	
STAFFING	14
Teacher qualifications	
Teacher accreditation	
Workforce composition	
ATTENDANCE	15
Student attendance rates	
Managing non-attendance	
SCHOOL POLICIES	16
STAKEHOLDER SATISFACTION	17
Parent satisfaction	
Student satisfaction	
Staff satisfaction	
SUMMARY FINANCIAL INFORMATION	20

Prepared for the NSW Education Standards Authority (NESA)

[In compliance with the *NSW Registered and Accredited Individual Non-government Schools Manual*,
February 2026 (the Manual) Section B2.7]

SCHOOL CONTEXT

Messages from key school bodies



A Message from the Headmaster

As I reflect on my second year as Headmaster of Central Coast Grammar School, I am proud of the learning, growth and strong sense of community that has defined 2025. Marking our milestone 40th year, it has been a time of celebration and reflection, as we have honoured what makes our School such an exceptional place of education and community.

Throughout the year, our commitment to character and connection has been evident across school life. This was highlighted at our 40th Anniversary Gala Performance, which brought together music, drama and dance in a showcase of talent and school spirit, uniting past and present members of our community.

Our Performing Arts programs once again flourished in 2025. The Junior School production of *Finding Nemo JR.* delighted audiences, while Senior School students impressed with *Singin' in the Rain*. The continued growth of the CCGS Dance Academy culminated in an outstanding inaugural End of Year Dance Concert.

In sport, 2025 was another year of strong achievement and participation. Across all grades, students embraced opportunities to compete, collaborate and represent our School with pride. Many teams reached grand finals or claimed ISA premierships, with students consistently demonstrating resilience, teamwork and camaraderie.

Student leadership and voice continued to thrive. Expanded portfolio captain roles empowered students to lead with purpose, while initiatives such as Girls in STEM inspired younger students. Our Year 11 team's success at the Model United Nations Assembly in Canberra, where they reached the finals, reflected their collaboration, confidence and global awareness.

Academically, our students have once again achieved excellent results. Central Coast Grammar School was ranked 91st in the *Sydney Morning Herald* Top 100 NSW schools for HSC results, marking our 12th consecutive year in the top 100. A significant proportion of students performed at a high level, with 57.6% achieving an ATAR of 80 or above. More than half of our Year 12 students were recognised on the NSW Education Standards Authority Distinguished Achievers list for attaining a Band 6 in one or more subjects. In addition, students received 32 HSC Major Work nominations across a range of disciplines.

Underlying these achievements is the dedication of our teaching staff. Their commitment has been recognised nationally, with Central Coast Grammar School being named an Excellence Award nominee in two categories at the 2025 Australian Education Awards: Primary School of the Year (Non-Government) and Best Co-Curricular Program for our Cambodia Service Program.

We should feel proud of all we have achieved together this year. I thank our students, staff and families for their continued support, and look forward with confidence to the year ahead.

Phil O'Regan
Headmaster



A Message from the School Board

On behalf of the Board, I would like to express our sincere appreciation to all students, families and staff for your ongoing contribution to our vibrant and connected school community throughout 2025.

This year has been one of reflection and celebration, marking the 40th anniversary of Central Coast Grammar School, as well as the conclusion of our Striving for Excellence Strategic Plan 2021–2025. These milestones provided an opportunity to recognise the many individuals and families who have contributed to the growth and success of the School over four decades. Events such as the Legacy Leaders gathering were a meaningful way to honour those whose vision and commitment have shaped the foundations of our community.

Over the past five years, the Board and School Executive have worked closely to deliver on a clear vision, ensuring that Central Coast Grammar School continues to provide a contemporary and forward-focused learning environment while remaining true to its core values.

During this time, we have seen important advancements in teaching and learning, including the early adoption of the Designing for Deep Learning framework. This work has strengthened our commitment to meaningful, student-centred education and positioned the School as a leader in contemporary educational practice.

To support this progress, we have continued to invest in high-quality facilities designed to enhance both learning and wellbeing. Recent developments, including the Junior School and Senior College precincts, reflect a thoughtful approach to creating spaces that support the needs of students and staff now and into the future.

This year has also highlighted the importance of community. Events such as the Spring Fair brought together students, families, alumni and the wider community, and it is this strong sense of belonging that continues to distinguish Central Coast Grammar School.

As a Board, we recognise that growth brings both opportunity and responsibility. The partnership between the Board and the School Executive remains central to navigating this evolving landscape with clarity, purpose and integrity. We remain committed to ensuring that every decision supports the long-term success of the School and the wellbeing of our students.

I would also like to acknowledge the contribution of Board members past and present whose service has supported the School through periods of growth and change. Their dedication exemplifies the spirit of commitment that defines our community.

While anniversaries offer a moment to reflect on what has been achieved, they also encourage us to look forward. We are confident that, guided by our values and strengthened by our community, Central Coast Grammar School will continue to grow, innovate and lead in the years to come.

I look forward to the next chapter of the School's journey and the continued success of our students and community.

Stephen Brahams FAICD
Chairman of the Board

A Message from the P&F

Extracts from the P&F Report published in the Student Yearbook 2025.

In 2025, the P&F continued to focus on building a strong and connected community, with a year shaped by the celebration of Central Coast Grammar School's 40th anniversary. The year began with the Headmaster's Gathering, welcoming more than 500 parents and friends and setting a positive tone centred on wellbeing, service and connection.

Volunteer support throughout the year was outstanding. Across events, canteens, excursions, sport and the Spring Fair, parents and carers generously gave their time and energy. Their contributions created welcoming experiences for families and reinforced the strong sense of community that defines our School.

The 40th anniversary celebrations were a highlight, with events such as the Alumni Weekend and the Gala Ball bringing together past and present families in recognition of the School's history and future. A commemorative artwork featuring every student enrolled in 2025 now stands as a lasting legacy of this milestone year.

Much-loved community events continued to thrive, including Mother's Day and Father's Day celebrations, Grandparents' Day, and the Father and Children's Camp, all of which were strongly supported and well attended. The Spring Fair was another standout, drawing families and the broader community together for a vibrant day on campus.

In 2025, the P&F was proud to contribute to the School through a significant investment in the RLC AV system, alongside targeted support for resources, student activities and community initiatives, including the Cambodia Service Program.

The ongoing support of our parent representatives, volunteers and families has been essential to the success of these initiatives. We thank them for their continued commitment and look forward to building on this momentum in 2026.

Sarah Goldsworthy

P&F President



The Spring Fair was a highlight for the School community

Contextual information about the School and characteristics of the student body

The School is a non-denominational, co-educational school established in 1985, which offers classes from Kindergarten to Year 12. Located in Erina Heights on the NSW Central Coast, the School sits on a magnificent 18-hectare tree-studded campus, and offers world-class facilities and innovative and engaging learning environments that support quality teaching, learning and wellbeing.

For the last twelve years, strong HSC results have ranked Central Coast Grammar School in the *Sydney Morning Herald's* top 100 NSW schools. In 2025, 45% of HSC students achieved an ATAR of 85 or above. Students worked assiduously to maximise their learning, creating choice and opportunity as they secured their future pathway.

The campus is made up of three dynamic sub-schools – Junior (K-6), Middle (7-9) and Senior (10-12) - supporting this specific stage of a child's emotional, physical and intellectual development.

In 2025 there were 1,560 students, comprising of 834 in the Senior School and 726 in the Junior School. Within the total number of students, 1.60% are Indigenous and 124 are ESL (English as a Second Language) students.

The School's mission is 'striving for excellence in all endeavours in a happy, caring and supportive environment'. Our values of kindness, inclusivity, gratitude, respect, integrity, resilience and responsibility foster a welcoming culture and a connected, respectful learning environment.

Our School's aspiration is that: 'Our graduates will be mature and articulate global citizens. They will have maximised their academic potential and have been exposed to a wide variety of co-curricular opportunities. They will have developed into confident, caring and well-balanced young adults. Our graduates will be able to thrive in a rapidly changing world through their collaborative skills, technological competence, enterprising spirit and capacity for innovation.'

A comprehensive and diverse co-curricular program promotes friendships and interests beyond the classroom. Activities include performing arts, sport, robotics, public speaking and debating, outdoor education and more. Creativity and confidence flourish in a buzzing Performing Arts Centre, with a 750-seat theatre, dance studio, music and drama rooms. Expansive indoor and outdoor sporting facilities on site are a hive of activity before and after school, whether for fun, fitness or competition at the highest level. Inclusive wellbeing programs nurture a sense of belonging and recognise the identity, uniqueness and diversity of each individual student.

Positive engagement with the School's community, present and past, local and international, creates strong partnerships for success. Through community service and leadership programs, students are encouraged to give, volunteer and help others, contributing at a local, national and international level.

A variety of domestic and international experiences foster mature and articulate global citizenship. Central Coast Grammar School offers a longstanding school-based, reciprocal student exchange program with Japan, USA, Canada, Wales, Ireland, Germany, France and China. Additional cross-cultural experiences broaden horizons, including international sport, performing arts, cultural, humanitarian and adventure tours.

OUTCOMES AND RESULTS

Standardised National Literacy and Numeracy Testing - NAPLAN

The tables below show the average student results at Central Coast Grammar School for 2025.

Compared to students with a similar background

Interpreting the table	
Selected school's average when compared to All Australian Students	
Well Above	Well Above
Above	Above
Close to	Close to
Below	Below
Well Below	Well Below
No comparison Available	No comparison Available

*Compared to Students with similar backgrounds 2025

	Reading	Writing	Spelling	Grammar	Numeracy
Year 3	457	470	442	462	446
Year 5	560	552	532	575	564
Year 7	596	599	573	590	615
Year 9	617	647	602	619	636

The cell colour shows how the School's results compared to those of students with a similar background.

Student background is determined by parental occupation and education. The background of students has been shown to have an impact on NAPLAN results.

Compared to all Australian students

Interpreting the table	
Selected school's average when compared to All Australian Students	
Well Above	Well Above
Above	Above
Close to	Close to
Below	Below
Well Below	Well Below
No comparison Available	No comparison Available

*Compared to All Australian Students 2025

	Reading	Writing	Spelling	Grammar	Numeracy
Year 3	457	470	442	462	446
Year 5	560	552	532	575	564
Year 7	596	599	573	590	615
Year 9	617	647	602	619	636

The cell colour shows how the school's results compared to those of all students nationally.

NAPLAN comparison over time

Visit myschool.edu.au to view a comprehensive breakdown of Central Coast Grammar School student performance in NAPLAN between 2014 – 2022. Please note in 2023 NAPLAN testing moved from May to March and the NAPLAN scale was reset. This means you can't compare NAPLAN achievement prior to 2023 to that from 2023 onwards.

Post-school destinations

Year 10 – 2025: Post-school destinations for students include:

Workforce – 1 left to access the workforce.

Further study – 1 student left at the end of Year 10 to complete further study through other organisations.

Year 11 – 2025: Post-school destinations for students include:

Workforce – 0 student left to access the workforce.

Further study – 1 student left to complete further study through other organisations.

Year 12 – 2025: Post-school destinations for students include:

Workforce – 11 students gained employment.

Further study – 102 students completing further study through University, TAFE and other options.

University – to our knowledge, all other students were offered university placements.

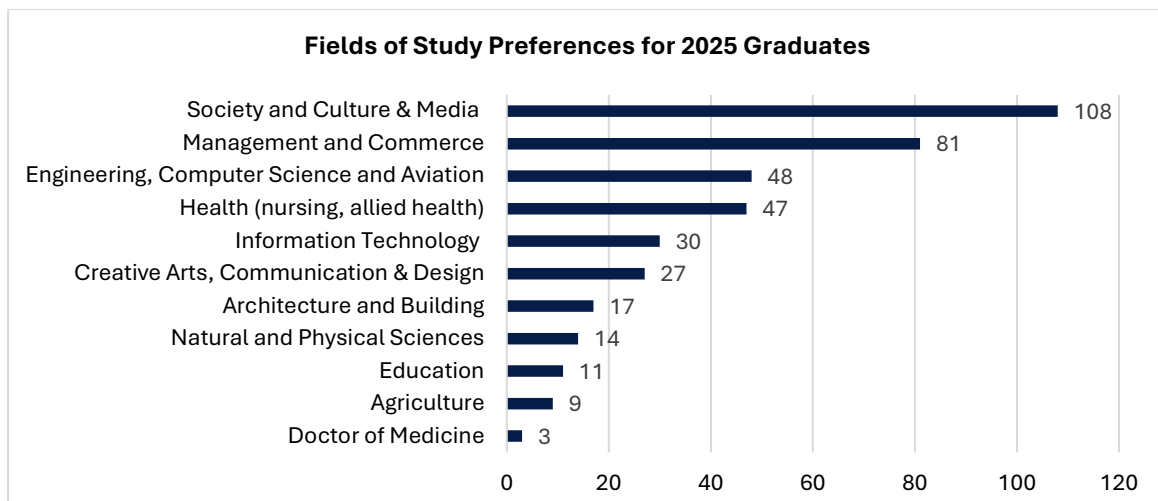
Early entry to university

Central Coast Grammar School students are accessing early entry programs because of the School's widely recognised focus on leadership, community engagement and global citizenship. Along with high academic achievement, our Year 12 students can demonstrate a long-standing record of extra-curricular activities, voluntary work, leadership and teamwork.

The students at our School who take full advantage of the opportunities available throughout the Middle School and Senior College are being rewarded when they seek access to tertiary institutions.

In 2025, Year 12 students received 200 early offers to university and college before the HSC results were released in December.

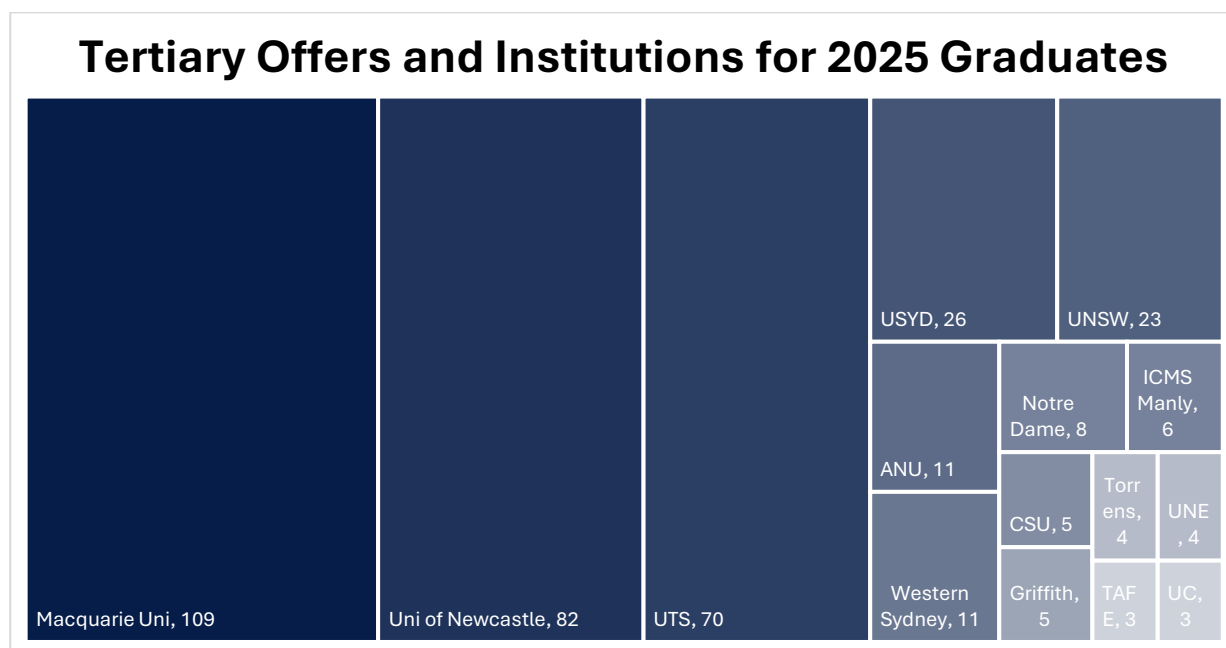
Major university course offers for Central Coast Grammar School Graduates 2025



University destinations for Central Coast Grammar School Graduates

The universities our students most commonly applied to and received offers from were Macquarie University with 109 offers and University of Newcastle with 82 offers. This was followed by the University of Technology Sydney with 70 offers, with the University of Sydney and the University of New South Wales also achieving strong outcomes at 26 and 23 offers respectively.

The chart below indicates the offers made to Central Coast Grammar School graduates from the following universities and institutions:



Other universities for which students received offers include:

ACPE	2
ACU	2
AIM	2
Bond	2
UTAS	2
AMDA	1
Qantas Pilot Academy	1
Sydney Dance Company	1
Uni of Melb Victorian College of Arts	1
Southern Cross Uni	1
JMC	1
Dance Force	1

Senior Secondary outcomes

The percentage of Year 12 students undertaking TVET courses	1.75%
The percentage of Year 12 students attaining the HSC	100%

RoSA

The formal Record of School Achievement (RoSA) credential was awarded by NESA to two students:

- Year 11 – 108 students at 100% of the cohort. Issued: 1 issued to leaving students.
- Year 10 – 144 students at 100% of the cohort. Issued: 1 issued to leaving students.

HSC results

Strong 2025 HSC results saw the School rank in at number 91 in the *Sydney Morning Herald's* 'Top 100 NSW Schools' list.

Results at a glance

- Central Coast Grammar School was ranked **91** in the Top 100 schools across NSW
- 57.6% of students achieved an ATAR of 80+
- 44.9% of students achieved an ATAR of 85+
- 23.7% of students achieved an ATAR of 90+
- 11% of students achieved an ATAR of 95+
- 55.9% of our students were noted on the NSW Education Standards Authority Distinguished Achievers list for achieving a Band 6 in one or more of their subjects
- 32 HSC Major Work nominations
- 12th consecutive year listed as a Top 100 NSW School

We are very proud of the collective and individual achievements of our students, some of which include:

- Ethan Lenton was named Dux of the School with an ATAR of 99.75.
- Sam Corcoran, Benjamin Hofer, Ethan Lenton, Scarlett McGregor and Cara Reiss were honoured with inclusion in the NESA All Rounders list for achieving Band 6 in 10 or more units of study.
- In Dance, Darcy Strode's Dance Composition was selected to be performed at the CALLBACK showcase in Sydney.
- In Visual Arts, Mahli Farrell and Phoebe Rzoski were both selected for ARTEXPRESS.
- Ethan Lenton and Cara Reiss were listed in the Top Achievers list for achieving one of the highest places in an HSC course in the state.
 - In Biology, Ethan Lenton ranked fourth in the state.
 - In PDHPE, Ethan Lenton ranked fifth in the state.
 - In Ancient History, Cara Reiss ranked tenth in the state.

**ATAR data is based on an estimator program.*



Year 12, Class of 2025

The following table shows the Central Coast Grammar School candidature for each course and the percentage of the candidature in each course that achieved a mark in the top Band 6 for the course. For comparison, the State percentage achieving in this band is also provided. The top band represents a mark over 90%.

Subject	Year	Total number of CCGS Students	CCGS % Band 6	NSW % Band 6
Ancient History	2025	18	11	9
	2024	9	44	9
	2023	18	33	9
	2022	7	0	8
	2021	6	0	9
Biology	2025	35	14	7
	2024	33	15	7
	2023	26	19	8
	2022	26	8	6
	2021	32	16	7
Business Studies	2025	49	27	12
	2024	37	16	10
	2023	42	21	11
	2022	34	24	10
	2021	45	13	9
Chemistry	2025	11	9	11
	2024	18	22	11
	2023	16	0	26
	2022	13	0	9
	2021	18	6	11
Dance	2025	4	25	22
	2024	7	43	19
	2023	7	14	17
	2022	7	29	19
	2021	5	20	13
Design and Technology	2025	10	10	11
	2024	12	0	12
Drama	2025	10	60	23
	2024	13	31	23
	2023	14	100	21
	2022	10	50	21
	2021	15	73	18
Earth and Environmental Science	2025	5	0	8
	2024	6	0	6
	2023	11	64	26
	2022	6	0	5
	2021	8	25	5
Economics	2025	13	8	14
	2024	16	6	14
	2023	17	6	13
	2022	25	4	14
	2021	17	0	15
English Standard	2025	73	0	0.42
	2024	71	1	0.55
	2023	65	0	0.31
	2022	51	0	0.55
	2021	32	0	0.58
English Advanced	2025	41	22	13
	2024	46	39	15
	2023	45	33	14
	2022	45	18	14
	2021	76	11	16

English Extension 1	2025	8	25	42
	2024	13	77	42
	2023	7	57	41
	2022	7	86	40
	2021	11	56	41
English Extension 2	2025	3	33	35
	2024	8	50	34
	2023	2	50	29
	2022	2	50	29
	2021	6	33	25
Enterprise Computing	2025	14	21	5
Food Technology	2025	9	33	9
	2024	8	12	9
	2023	10	30	7
	2022	14	0	9
	2021	5	80	11
Geography	2025	11	9	12
	2024	12	17	10
	2023	12	8	10
	2022	10	20	11
	2021	0	0	0
History Extension	2025	14	14	26
	2024	8	62	28
	2023	9	33	26
	2022	5	40	25
	2021	9	11	23
Industrial Technology	2025	14	14	8
	2024	18	11	7
	2023	23	9	7
	2022	12	17	8
	2021	9	11	7
Legal Studies	2025	26	8	15
	2024	16	37	15
	2023	14	7	14
	2022	18	22	14
	2021	30	13	15
Mathematics Standard 2	2025	74	9	8
	2024	74	35	9
	2023	63	19	9
	2022	55	20	7
	2021	39	13	6
Mathematics Advanced	2025	23	52	23
	2024	29	55	22
	2023	37	32	22
	2022	26	31	23
	2021	48	19	23
Mathematics Extension 1	2025	6	33	35
	2024	20	45	35
	2023	25	44	34
	2022	14	43	35
	2021	23	31	37
Mathematics Extension 2	2025	5	40	41
	2024	4	50	40
	2023	6	50	38
	2022	5	20	40
	2021	10	50	43

Modern History	2025	23	9	10
	2024	28	32	10
	2023	30	30	10
	2022	21	14	10
	2021	28	29	11
Music 1	2025	8	50	22
	2024	6	83	20
	2023	9	55	22
	2022	6	50	22
	2021	5	80	20
Music 2	2025	4	25	40
	2024	3	0	36
	2023	1	100	35
	2022	2	0	34
	2021	2	100	45
Music Extension	2025	1	100	76
	2024	1	100	70
	2023	0	0	0
	2022	2	100	76
	2021	2	0	64
PDHPE	2025	36	28	9
	2024	23	26	8
	2023	27	26	6
	2022	29	7	5
	2021	28	18	7
Physics	2025	10	10	12
	2024	16	19	12
	2023	12	17	13
	2022	8	12	12
	2021	13	23	12
Science Extension	2025	2	0	7
	2024	1	0	9
	2023	3	33	7
	2022	4	25	8
	2021	5	20	10
Society and Culture	2025	23	43	12
	2024	16	44	12
	2023	20	65	12
	2022	13	69	11
	2021	22	41	13
Software Engineering	2025	7	14	8
Studies of Religion 1	2025	36	31	15
	2024	34	21	14
	2023	32	34	14
	2022	35	9	10
	2021	36	22	13
Visual Arts	2025	10	50	16
	2024	25	28	17
	2023	7	43	18
	2022	19	26	16
	2021	12	17	17
Chinese Continuers	2025	2	50	55
	2024	-	-	-
	2023	2	100	41
	2022	3	67	41
Chinese in Context	2025	-	-	-
	2024	1	100	68
	2023	1	100	63
	2022	1	100	61
	2021	1	0	43

Chinese Extension	2025	2	50	64
	2024	-	-	-
	2023	1	100	69
French Continuers	2025	2	0	28
	2024	4	25	25
	2023	2	-	25
	2022	2	-	26
	2021	1	100	33
French Extension	2025	-	-	-
	2024	-	-	-
	2023	-	-	-
	2022	1	-	13
Japanese Continuers	2025	6	17	23
	2024	2	-	23
	2023	3	-	23
	2022	-	-	-
	2021	3	33	27
Spanish Beginners	2025	-	-	-
	2024	1	-	24
Spanish Continuers	2025	-	-	-
	2024	1	-	21

STAFFING

Teacher qualifications

Category		Number of Teachers
1.	Teachers having teacher education qualifications from a higher education institution within Australia or as recognised within the National Office of Overseas Skills Recognition (AEI-NOOSR) guidelines.	138
2.	Teachers having a bachelor's degree from a higher education institution within Australia or one recognised within the AEI-NOOSR guidelines but lack formal teacher education qualifications.	1
3.	Teachers not having qualifications as described in (1) but having relevant successful teaching experience or appropriate knowledge relevant to the teaching context.	Nil

Teacher accreditation

Level of accreditation		Number of Teachers
1.	Conditional	3
2.	Provisional	0
3.	Proficient teacher	139
4.	Highly accomplished teacher (voluntary accreditation)	2
5.	Lead teacher (voluntary accreditation)	0
Total number of teachers		144

Workforce composition

Teaching staff	139
Fulltime-equivalent teaching staff	134.8
Non-teaching staff	69
Fulltime-equivalent non-teaching staff	58.6

At Central Coast Grammar School, we embrace staff and students from all faiths and backgrounds. None of our staff members have identified as Aboriginal or Torres Strait Islander, but we strongly encourage applications from First Nations teachers and other staff.

ATTENDANCE

Student attendance rates

Student attendance rates 2025	
Year Level	% Attendance
K	94.42%
1	94.10%
2	94.31%
3	93.73%
4	93.20%
5	94.00%
6	92.27%
7	92.86%
8	92.93%
9	91.25%
10	93.28%
11	95.12%
12	96.34%
Overall	93.55%

Management of non-attendance

- All student absences at Central Coast Grammar School are recorded and monitored within a set procedure and defined timeline.
- The student database is updated daily following roll call, including information on late arrivals, SMS texts received and other notifications.
- Absentee lists are sent to all relevant staff.
- An SMS notification or phone call is sent to the parent of any student who is absent and where parent documentation has not been provided.
- Documentation explaining absence must be received by the school within a set timeline.
- Executive staff check the Absentee Report daily and follow up on any obvious concerns with parents.

Retention rates Years 10 – 12

Retention rates for Year 10 to 12 for the past 10 years have been more than 80%.

Students	2013 / 2015	2014 / 2016	2015 / 2017	2016 / 2018	2017 / 2019	2018 / 2020	2019 / 2021	2020 / 2022	2021 / 2023	2022 / 2024	2023 / 2025
Year 10 total enrolment on census date	86	116	110	115	106	108	113	100	118	122	135
Year 12 total enrolment on census date	75	106	106	100	103	96	110	98	113	117	118
Year 10 total enrolment on census date remaining in Year 12 on census date	70	102	99	99	92	89	103	90	109	112	113
Apparent retention rate	87%	91%	96%	87%	97%	89%	97%	98%	96%	96%	87%
Actual retention rate	81%	88%	90%	86%	87%	82%	91%	90%	92%	92%	84%

SCHOOL POLICIES

The following policies are publicly available on the School's website:

<https://www.ccgsw.edu.au/terms-and-policies>

- [Anti-Bullying Policy](#)
- [Child Safeguarding Policy](#)
- [Complaints Handling Policy](#)
- [Communication Between Stakeholders Policy and Procedure](#)
- [Conditions of Enrolment](#)
- [Discipline Policy](#)
- [Enrolment Policy](#)
- [Privacy Policy](#)
- [Standard Collection Notice](#)
- [Volunteer Code of Conduct Policy](#)
- [Whistleblower Policy](#)

STAKEHOLDER SATISFACTION

Parent satisfaction

- The Headmaster's Welcome Gathering brought together over 500 parents and carers, setting a positive tone for the year as we celebrated our 40th anniversary.
- Strong volunteer support was evident across events, canteens, excursions, sports days and concerts, with families contributing their time and energy to build community connection.
- The Spring Fair was a highlight of the year, attracting strong attendance and bringing together students, families, staff and the broader community.
- The Father and Children's Camp was once again a sell-out event, continuing a much-loved tradition of connection and shared experience.
- Grandparents' Day welcomed over 800 grandparents and grand-friends to campus, providing a meaningful opportunity for connection across generations.
- Mother's Day and Father's Day events were extremely well supported, with over 2,000 gifts distributed and large attendances at breakfasts, stalls and community gatherings.
- The 40th Anniversary Gala Ball brought together 340 members of the community for a memorable evening celebrating the School's history and spirit.
- The Alumni Weekend showcased the School's strong sporting and performing arts traditions, highlighting the legacy of Central Coast Grammar School across generations.
- The P&F made a significant contribution to the School through investment in the RLC AV system, alongside targeted support for resources, student activities and community initiatives.
- Parent Representative groups continued to play a key role in connecting families, supporting events and strengthening year-level engagement across the School.



The annual Grandparents' Day was very well attended

Student satisfaction

- Students shared their views on important issues and supported a range of causes including International Women’s Day, Clean Up Australia Day, NAIDOC Week, Reconciliation Week, Bullying No Way Week, Amnesty International, the 5 Lands Walk, Movember and Houses for Cambodia.
- Students participated enthusiastically in whole-school events such as Harmony Day, Wear It Purple Day, Easter Hat Parade, Foundation Day, Book Week and sporting carnivals, strengthening a sense of connection and belonging across the School.
- Gudjagang, our Aboriginal and Torres Strait Islander cultural group, led several meaningful initiatives. Students contributed to the planting of a native garden on campus and engaged in cultural learning experiences, including time spent with visiting Milingimbi students.
- Global experiences continued to enrich student learning in 2025. 23 students participated in exchange programs across Canada, France, Germany, Ireland and Japan, while 24 international students were welcomed to our School. A significant milestone was the introduction of our inaugural French exchange with Le Caousou in Toulouse. Additionally, 15 students from Years 9 to 11 travelled on the China Study Tour. In the Junior School, Year 6 students took part in the inaugural Top End Immersion with Red Earth, deepening their understanding of culture, connection and country.
- Co-curricular opportunities continued to thrive. In sport, the Senior Girls Firsts and Seconds Netball teams and the Girls Touch Football CCGS 1 team were crowned Premiers, with the School also recognised as Champion School in Girls Touch. The inaugural year of the CCGS Dance Academy saw 320 students involved from Kindergarten to Year 12, achieving success in competitions including First Place at the Sydney Performing Arts Competition Experience. The Senior production, *Singin’ in the Rain*, and the Year 6 production of *Finding Nemo JR.* were both highlights of the year.
- Continued partnership with the Central Coast Grammar School alumni network provided senior students with valuable opportunities to connect with industry experts and explore pathways beyond school.

Staff satisfaction

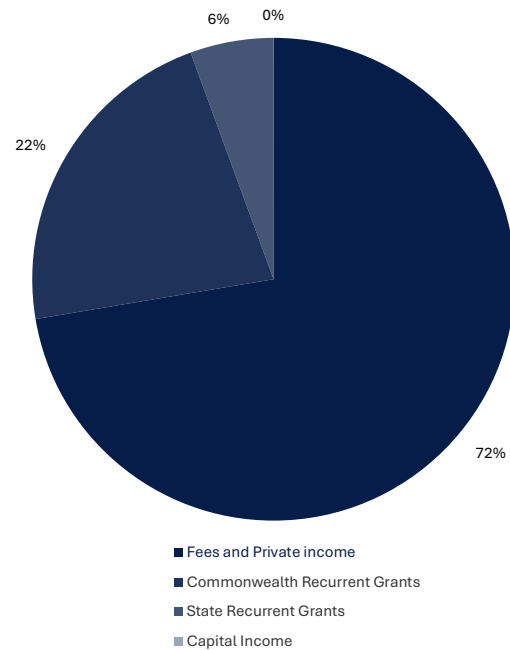
- Staff turnover remained low in 2025, reflecting Central Coast Grammar School's strong reputation as a preferred employer on the Central Coast.
- Staff recognised one another through thoughtful messages of appreciation, celebrating contributions, teamwork and collegiality, alongside a shared Staff Appreciation Day.
- The School supported two teachers in achieving Experienced Teacher accreditation, while also building capacity among senior leaders to mentor colleagues undertaking this important professional milestone.
- Three staff-led professional development conferences were delivered, aligned with strategic priorities and designed to harness and strengthen the expertise within our teaching community.

FINANCIAL INFORMATION

Recurrent and Capital Income 2025

Recurrent and Capital Income	\$'000
Fees and Private Income	35,596
Commonwealth Recurrent Grants	10,847
State Recurrent Grants	2,743
Capital Income	7

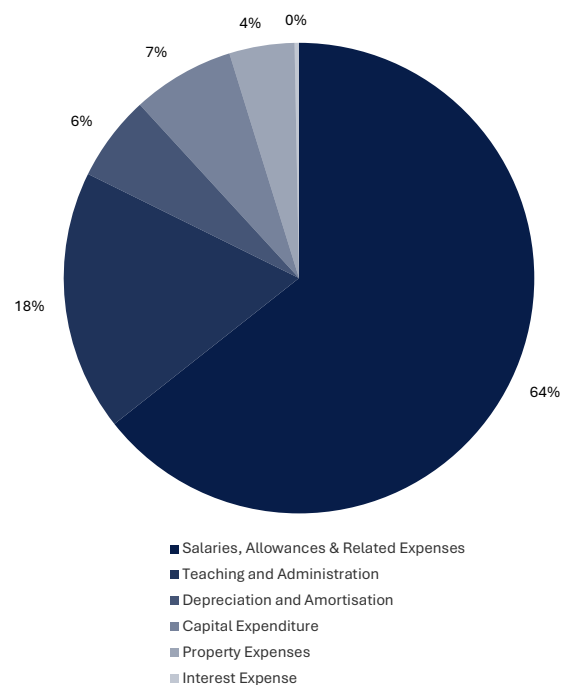
TOTAL 49,194



Recurrent and Capital Expenditure 2025

Recurrent and Capital Expenditure	\$'000
Salaries, Allowances & Related Expenses	33,497
Teaching and Administration	9,337
Depreciation and Amortisation	3,063
Capital Expenditure	3,661
Property Expenses	2,332
Interest Expense	158

TOTAL 52,050





CENTRAL COAST
GRAMMAR SCHOOL

Arundel Road, Erina Heights NSW 2260, Australia

T +61 2 4367 6766

W ccgs.nsw.edu.au **E** info@ccgs.nsw.edu.au

ABN 85 002 839 607